

**Wednesday, May 19<sup>th</sup> 2020**

Good morning girls and boys. Did you have fun making the playdough?  
What colour did you make? Or maybe you made the frog? Don't  
forget to send photos!

## **Quiet Work**

**Tricky Words:** Read and write them. Cut them out and make  
flowers for them. You can copy my sentences or make your own! I'd  
like to see this work on Seesaw!

**of            eight            love            cover**

### **Tricky Words**

1. I have lots of friends.
2. I counted out eight crayons.
3. I love my family.
4. My name is on the cover of my copy.

**What a Wonderful World:** p47. If you have to plug something in  
or put in batteries, then it uses electricity! So write 'yes' if you  
plug it in and 'no' if you don't! Colour the pictures nicely!



## Busy Work

Today we are going to do some measuring with our feet!!

You will need cereal boxes or any cardboard you have.





1. Trace each of your feet (Mums might need to help!)
2. Cut out the shape and colour then. (Don't forget to put toenails on them!!)
3. Use the feet to measure the window sill, the sofa, the door, your bed, maybe even the hall!!



4. Place one foot at the start point then place the next foot heel to toe. Pick up the first foot and place it in front of the other



Guess how many feet it will take (the more feet you have cut out the easier it will be!) to measure. Use a template like the one below to record your efforts!

Item	Guess	Result
<p>Window sill</p> 		
<p>table</p> 		
<p>bed</p> 		
<p>hallway</p> 		

### **Active Work**

Today you need that old pillow case again for a pillow case race! You use the pillow case like a sack. Step into it and hop from a starting point to finish! Time how fast you do it each time or take turns with someone else!!

#### **Pillow Sack Race**

Use an old pillow case to have a sack race.

