


Friday, May 15th 2020

Good morning girls and boys. It's Friday again, YIPEE!! I hope you had fun making the sock fliers! Always remember to throw them outside and make sure you don't hit anybody! *I need you to collect some materials over the weekend for things I have planned for next week!! They include; large boxes, cereal boxes, flour/food colouring (not mandatory!), sticks (lollipop or small fire sticks) and plastic trays from veg or fruit!*

Quiet Work

Maths: Everyone can do this shape sheet. If you can't print it, then draw it on a page.






Seniors: Roll a sum!! Throw a dice, count the dots, write the number in the correct box. Count and write the answer.

Name: _____

Roll & Add

Roll 2 die, write the numbers and add them up



$\bigcirc + \bigcirc = \bigcirc$	$\bigcirc + \bigcirc = \bigcirc$
$\bigcirc + \bigcirc = \bigcirc$	$\bigcirc + \bigcirc = \bigcirc$
$\bigcirc + \bigcirc = \bigcirc$	$\bigcirc + \bigcirc = \bigcirc$
$\bigcirc + \bigcirc = \bigcirc$	$\bigcirc + \bigcirc = \bigcirc$
	$\bigcirc + \bigcirc = \bigcirc$
	$\bigcirc + \bigcirc = \bigcirc$
	$\bigcirc + \bigcirc = \bigcirc$
	$\bigcirc + \bigcirc = \bigcirc$

9

Sound Sheet... Match the sound to the picture. Draw and write the pictures and words if you can't print the sheet.

Finish the Words!


Words beginning with **ch** and **sh**.




____ eep



____ ip



____ ark



____ urch



____ air



____ imp



____ erry



____ oe



____ ed



____ eese

Initial sounds ch and sh

© Copyright 2017, www.spark



Busy Work

It's time for the Bottle Flip Challenge!!



You'll need some plastic bottles with a lid! If possible do this outdoors!! Put a small amount of water in first and see if you can flip the bottle. When you succeed then add some more water next time.

Can you guess if it will work better with more or less water in the bottle?

Active Work

Keeping with the theme of water, today's active challenge is '*The Bucket Sponge Challenge*'!!



This is definitely a game for outdoors!! You will need two buckets, bowls, or basins and a sponge or cloth. The idea is that you fill one bucket with water. Place the other empty bucket a distance away (about 3 metres). You need to put the sponge in the full bucket and fill it with water. Then run to the empty bucket and squeeze the sponge so the water starts to fill this bucket. You are finished when the first bucket is empty and the empty bucket is full!!