


**Wednesday, May 13<sup>th</sup> 2020**

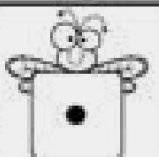
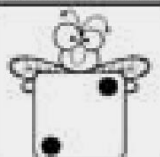
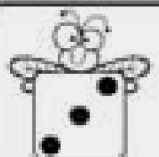
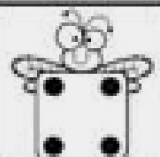

Good morning everyone! Thank you to those who sent photos of the 'shape hunt'. You did great hunting! Today is PE day, so make sure to check out the Active Work section!!


**Quiet Work**

**Maths: Juniors**

 **Roll & Trace Numbers** Name \_\_\_\_\_


Directions: Roll one dice. Count the dots. Find and trace the number if it is below. Roll until all the numbers are traced.

				
1	2	3	4	5
1	2	3	4	5
1	2	3	4	5
1	2	3	4	5
1	2	3	4	5




If you can't print this sheet then draw the dice face and practise writing the numbers.

Seniors:

←  Name: \_\_\_\_\_


# Trace, Cut, & Paste

1	2	3	4
5	6	7	8
9	10	11	12
13	14	15	16
17	18	19	20 

Remember if you don't have a printer then write out the numbers carefully. Practise counting and pointing to the number as you count.

**Tricky Words:** some new tricky words today. Write them out and draw flowers for the words.

once      upon      always      also



*If you have some cardboard or card, make a template so the children can trace the flower for their tricky words*

### **Busy Work**

Today I'd like you to make 'Rising Snakes'!! Check out the pictures below for guidance.



#### **Rising Snakes**

Make a spiral snake and hang it over a radiator to see if the heat makes it rise!



1. First you need some paper and a large plate to trace a circle.
2. Then, starting at the edge of the circle draw a spiralling line into the centre.
3. Decorate the snake with colours or paints  
(finger paints are fun!)
4. Last of all, cut along the line from the edge to the centre.  
Hang it over a radiator and when the heat it on watch the  
snakes rise!!

### Active Work

Today's challenge is to make a maze that you can dribble the ball through! You will need boxes or chairs or laundry baskets. Cushions and pillows are good too!! Put them opposite each other to make a path so you can dribble the ball through. Be sure to have a corner or two!! Photos please!

