











**Tuesday, June 16<sup>th</sup> 2020**

Good morning everyone! I hope you enjoyed making the monkeys and doing the exercises yesterday! Thank-you for the photos!

## **To Draw/Colour**

If you can't print the 'opposites' worksheet you can draw the pictures and write the words. Can you think of any other opposites?

 <b>Opposites</b>	
<b>day</b> 	<b>night</b> 
<b>happy</b> 	<b>sad</b> 
<b>in</b> 	<b>out</b> 
<b>empty</b> 	<b>full</b>  



## To Make:

Today we have another jungle animal to make. This time it's a lion! You will need a paper plate and some spaghetti! (String or wool or strips of paper will work too!).



## To Do

When you go to the park you can check if you can find all these things!  
Can you name them all? *If you take a screen shot of the scavenger hunt you'll have it on your phone when you get to the park. Alternatively the children can draw each item on a sheet of paper. That way they'll have a checklist!*

